
Contents lists available at Sjournals

Scientific Journal of
Pure and Applied Sciences

Journal homepage: www.Sjournals.com



Original article

Analysis of how the country's divorce

H. Abdi

Department of Educational Sciences, Payame Noor University, I.R of IRAN.

*Corresponding author; Department of Educational Sciences, Payame Noor University, I.R of IRAN.

ARTICLE INFO

Article history,

Received 19 June 2014

Accepted 17 July 2014

Available online 25 July 2014

Keywords,

Family

Divorce

Analysis

Zoning

Province of iran

ABSTRACT

Adverse effects and consequences of divorce for the couple, their families, and the many factors that may cause the various planning and training can take forward these adverse outcomes. Therefore, this study in order to identify areas of acute, as well as plans to reduce divorce and its aftermath in various provinces of the country, has been done. In this study, we first mapped matrix provinces, each province based on the divorce rate in the country, was discussed. Therefore, according to the first field studies and library, established the potential matrix, a matrix with 10 columns, including indicators, and 30 lines, including the provinces of the country. Then, using component-based methods, hierarchical cluster analysis, the provinces, based on the divorce to happen, it was graded. Compare returns shown that among the provinces, the provinces (Kerman, Sistan and Baluchestan, Hormozgan, Southern Khorasan, Yazd, Chahar Mahal and Bakhtiari, kohgiluyeh and Boyer Ahmad, North Khorasan, Golestan and Ilam), has the lowest divorce and Tehran and Semnan provinces, have the highest divorce rate. The result of this was possible is that, in the context of tribal and ethnic yet they are strong, strong family ties, and that of the more modern, have tended, and Tradition tribal beliefs, they have been forgotten, with more divorce, and family ties are low, but economic, social, political, cultural, particularly those involved, and in small towns, marriage more and less divorce, and large cities, high divorce, and marriage are less than another. So, do research and applied research and adaptive, in the context of family, plus the sum of values in previous studies, and their meta-analysis, to solve family

problems, and the formulation of Islamic patterns - Iranian family, is inevitable.

© 2014 Sjournals. All rights reserved.

1. Introduction

Family as the core, always pay attention to community officials, and experts in sociology. In traditional communities, especially communities with a strong moral foundation, formed, marriage is regarded as a critical event, and many young people, one of his ideals, the families see. Indeed, early marriage, and the responsibilities of family office, is a critical event because of marriage and choice of spouse, the most important indicators of social mobility, in every society, but unfortunately, not everyone's happy ending joint lives, and the percentage of households the newly formed, for various reasons, so long break Down (Ahmadi Movahed, 2008). The family as a social institution is the primary and vital, personal health, and ensuring the survival of society and guarantees. No society, no military having to replace their members, are able to survive. Family, which makes it possible, through the replacement is realized. Person, not only physically and biologically, but more importantly, emotionally - as well as psychological and personality, the family is affected, because the family is a place where a person can fill out their characters for the getting her social roles in the community is ready. The spouse (wife or husband's), including the roles, the social practice of marriage, individuals can be assumed. Introduction to the social practice of marriage and family formation, mate selection is and choice, in different cultures, with different types of ways. Although marriage and family formation as a prerequisite to the ground for transplantation, and provides connections successive generation, and thereby stabilize and transfer the culture of the new generation is the last generation, however, families are not always able to social interaction with their members, continuous, directed towards a specific purpose, and families to maintain group cohesion. In this situation, family conflicts can break the social bonds of marriage and divorce led, and the area between generations and cut provided. Thus, the scientific study of factors influencing the tendency of couples, divorce can be a basis for planning, in order to prevent divorce, and its reduction is recommended in community (Riahi et al, 2007). Unfortunately, in recent years, weakness and disunity among households has increased, so that as a problem, especially in large cities has become, and it is essential that managers and decision makers, actions and decisions, to prevent the social problem, take (Ahmadi Movahed, 2008). Divorce can be institutionalized manner, and under the supervision of social organizations, as a way to end the marriage. In other words, the marriage ending in divorce, under certain circumstances, legal, religious and the secular, then the husband and wife have rights and duties towards each other. Studies show that psychiatric disorders among persons, single, widowed, separated or divorced than married persons, and the risk of divorce, more depression, is a widow (Zahirodin and Khodayifar, 2003: 2). Many studies indicate that divorced people than married people with physical and mental disorders, including alcohol, suicide and mental weaknesses are, and less satisfaction with life. In the meantime, divorce and works very negative consequences for the couple and their families, and the many factors that will make the planning of training, can take up this unfortunate outcome. Thus, the study also aimed at identifying acute areas, as well as plans to reduce divorce and its aftermath, in various provinces of the country, has been done.

2. Materials and methods

In this study, we first mapped matrix provinces, each province based on the divorce rate in the country, was discussed. Therefore, according to the first field studies and library, established the potential matrix, a matrix with 10 columns, including indicators, and line 30 is included provinces (Table 1). Then, using component-based methods, hierarchical cluster analysis, the provinces, based on the divorce to happen, it was graded.

Table 1
Matrix of indicators and studies.

	Total Divorce	Urban	Rural	Less than 1 year	2-1 years
East Azarbaijan	5957	4433	1524	1107	911
West Azarbaijan	4522	3491	1031	881	722
Ardebil	1604	1213	391	313	303
Isfahan	7228	6503	725	1157	994
Ilam	420	312	108	115	83
Bushehr	1313	1019	294	298	210
Tehran	34299	32831	1468	4004	3580
Chahar Mahal and Bakhtiari	859	537	322	150	110
South Khorasan	610	377	233	88	100
Khorasan Razavi	12633	10572	2061	1647	1659
North Khorasan	1234	837	397	156	116
Khuzestan	5967	5079	888	1091	909
Zanjan	1539	1227	312	307	248
Semnan	660	560	100	70	97
Sistan and Baluchestan	1374	1060	314	131	142
Fars	7667	6113	1554	1292	1198
Qazvin	1570	1299	271	185	219
Qom	2147	2001	146	333	326
Kurdistan	3275	2312	963	799	604
Kerman	3367	3259	108	384	412
Kermanshah	3670	2981	689	812	572
Kohgiluyeh Boyer Ahmad	676	356	320	109	118
Golestan	2303	1449	854	265	292
Gilan	4608	3113	1495	450	422
Lorestan	2548	1908	640	619	430
Mazandaran	5671	5475	196	827	708
Markazi	2398	1826	572	496	368
Hormozgan	1565	1038	527	140	257
Hamedan	3012	2173	839	593	485
Yazd	1051	1048	3	100	127
	3-2 years	4-3 years	10-4 years	15-10 years	15 years old
East Azarbaijan	639	440	1544	562	754
West Azarbaijan	472	378	1098	388	583
Ardebil	153	137	401	133	164
Isfahan	617	571	1952	785	1152
Ilam	45	24	93	20	40
Bushehr	122	101	295	108	179
Tehran	2777	2678	10964	3652	6644
Chahar Mahal and Bakhtiari	92	72	241	89	105
South Khorasan	85	75	157	47	58
Khorasan Razavi	1323	1056	3890	1323	1735
North Khorasan	136	103	406	145	172
Khuzestan	604	460	1508	489	906
Zanjan	163	126	397	129	169
Semnan	54	35	224	82	98
Sistan and Baluchestan	124	118	419	153	287
Fars	805	657	1844	749	1122

Qazvin	161	118	471	195	221
Qom	243	161	593	207	284
Kurdistan	345	242	777	189	319
Kerman	342	348	1071	307	503
Kermanshah	357	257	923	296	453
Kohgiluyeh Boyer Ahmad	87	64	154	45	99
Golestan	240	233	731	222	320
Gilan	344	362	1485	644	901
Lorestan	245	206	610	182	256
Mazandaran	538	513	1686	550	849
Markazi	251	178	662	186	257
Hormozgan	152	146	419	203	248
Hamedan	280	270	773	247	364
Yazd	121	99	322	130	152

Since the total population, are different from each other, so in order to achieve certain results, individual columns divided by the total population of the province, and then continue the analysis.

2. Results and discussion

2.1. Component analysis based

In the factor analysis, we standardized the data, then using the correlation method, and Varimax rotation, the analysis is done (Dennis, 1973: 47). The analysis carried out showed that three factors, around 3599/88% of the cumulative variance, is explained. Factor analysis model is as follows:

$$\begin{aligned}
 X_1 - \mu_1 &= l_{11}f_1 + l_{12}f_2 + \dots + l_{1m}f_m + \epsilon_1 \\
 X_2 - \mu_2 &= l_{21}f_1 + l_{22}f_2 + \dots + l_{2m}f_m + \epsilon_2 \\
 &\vdots \\
 X_p - \mu_p &= l_{p1}f_1 + l_{p2}f_2 + \dots + l_{pm}f_m + \epsilon_p
 \end{aligned}$$

Observable random vector, X the p-components of the mean, μ , and the covariance matrix Σ . Factor model, it is assumed that X, linearly dependent random variables, invisible F1, F2, ... Fm, which they called a common factor, and p additional sources of variables $\epsilon_1, \epsilon_2, \epsilon_3, \dots, \epsilon_p$ are , errors or special agents, called (Hair, 1990: 162).

In Table 2, the values of loadings and variance explained by three factors, no spin rotation is shown.

Table 2
the load factor of total variance explained by the factor.

Cumulative scattering with spin	Scattering with spin	Load factor rotation	Cumulative diffraction	Diffraction	Load Factor	Components
51.33502	51.33502	5.133502	61.88247	61.88247	6.18824	The first factor
76.9243	25.58928	2.558928	77.98899	16.10652	1.61065	The second factor
88.3577	11.43341	1.143341	88.3577	10.36872	1.03687	The third factor

Table 3 loadings on each of the indicators of divorce, the formation of shows. According to the table above four factors, according to the loadings of each variable are named as follows.

The first factor: the entire divorce

The second factor: the rural Divorce

The third factor: the divorce, the marriage between 3-2 years

The variable time shows that the number of civil divorce, and divorce Married from 10 to 4 years, the highest weight, I have been a factor. Second, the combination of less than one year Married divorce, divorces between 2-1 years. The third factor, the number of divorces Married less than 1 year, and between 2-1 years is the maximum time (Table 3).

Table 3
loadings on the components of divorces, turning Kovarimax.

	1	2	3
Total Divorce	0.995578	0.078437	0.021512
Urban	0.946825	-0.16887	0.074539
Rural	0.145033	0.68489	-0.21017
Less than 1 year	0.669063	0.624716	0.252942
year 2-1	0.771702	0.505825	0.289307
year 3-2	0.120464	-0.32318	0.851475
year 4-3	0.91973	0.089464	-0.22393
year 10-4	0.950581	-0.21714	-0.05427
year 15-10	0.839907	-0.41642	-0.16113
15 years and more	0.875743	-0.35746	-0.18692

Table (4) loadings on the provinces mentioned shows.

Table 4
the load factor of the studied rotation Kovarimax.

Province	The first factor	The second factor	The third factor	Province	The first factor	The second factor	The third factor
East Azarbaijan	-0.05463	0.56986	-0.08723	Fars	0.41416	0.45829	-0.03394
West Azarbaijan	-0.17258	0.52993	-0.07295	Qazvin	0.13607	-0.84931	-0.05708
Ardebil	-0.71462	0.35522	-0.14151	Qom	1.08426	0.27073	0.89887
Isfahan	0.52386	-0.52232	0.10718	Kurdistan	-0.16185	3.26142	0.14156
Ilam	-1.77689	-0.3978	-0.00043	Kerman	-0.06969	-0.58701	-0.67754
Bushehr	-0.41195	0.52239	-0.08723	Kermanshah	0.23546	1.27643	0.30107
Tehran	3.11	-0.76128	0.37884	Kohgiluyeh Boyer Ahmad	-1.17092	0.07396	-0.71401
Chahar Mahal and Bakhtiari	-0.95964	-0.60367	-0.60181	Golestan	-0.03775	-0.19056	-0.93115
South Khorasan	-1.12972	-0.36855	-0.55979	Gilan	1.58865	-0.7172	-1.30328
Khorasan Razavi	1.65886	0.35213	0.13538	Lorestan	-0.67971	0.94421	-0.08545
North Khorasan	0.29893	-0.5427	-0.69249	Mazandaran	1.36183	-0.43468	0.46321

Khuzestan	-	-0.20349	0.12928	Markazi	-0.0951	1.05791	0.06045
	0.22813						
Zanjan	-	0.60266	0.09916	Hormozgan	-	-0.81	-0.69831
	0.20034				0.39573		
Semnan	-	-0.74952	4.69111	Hamedan	0.0239	1.20056	-0.40187
	0.83584						
Sistan and Baluchestan	-	-1.9416	-0.47063	Yazd	-	-1.7339	0.2106
	1.22883				0.11208		

According to Table 4, the maximum weight of Tehran Province, Ilam Province and the lowest weight in the total number of divorces enjoy (Figure 1). Kurdistan province, the largest province of weight and minimum weight in the rural divorce, to have (Figure 2). Province, the largest province of weight and minimum weight in the total divorce between 3-2 Married, enjoy (Figure 3).

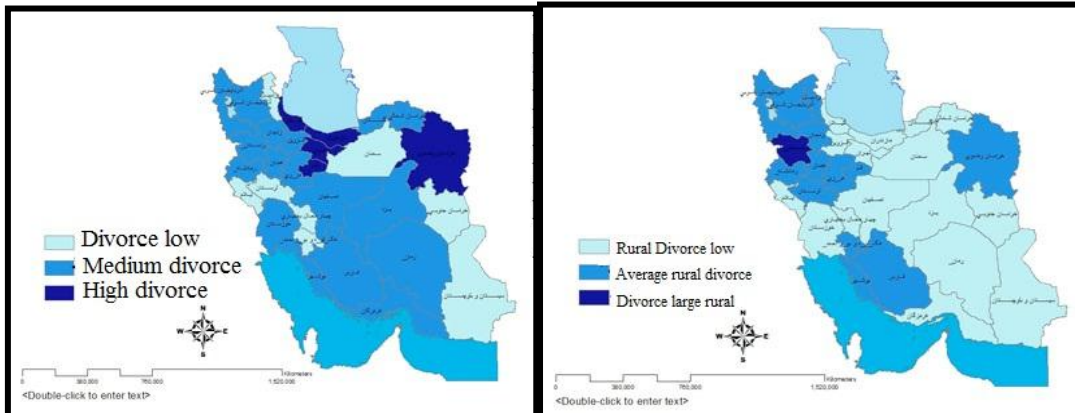


Fig.1 . Spatial distribution of the total divorce. **Fig. 2.** Spatial distribution of the rural Divorce.

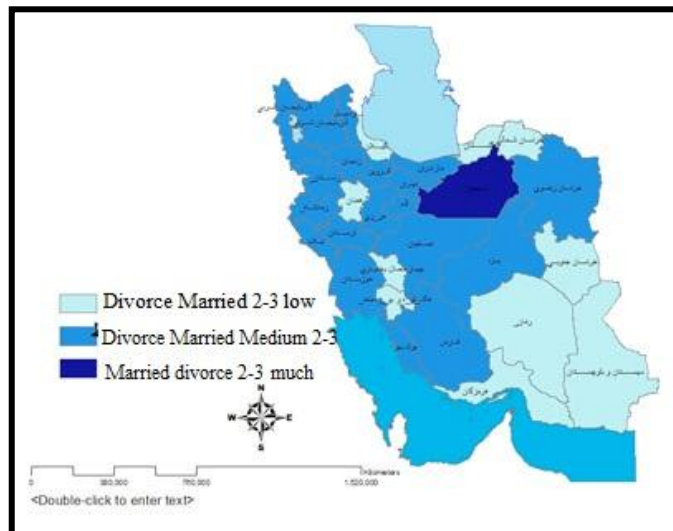


Fig. 3. Spatial distribution of the Married divorce between 3-2 years.

Zoning of the province to review the divorce rate, based on component-based With a weighting factor of four, based on the load factor in each province have created, and integrate these factors in GIS, using computational tools Raster Calculator, the province with the highest divorce, have been identified (Figure 4).

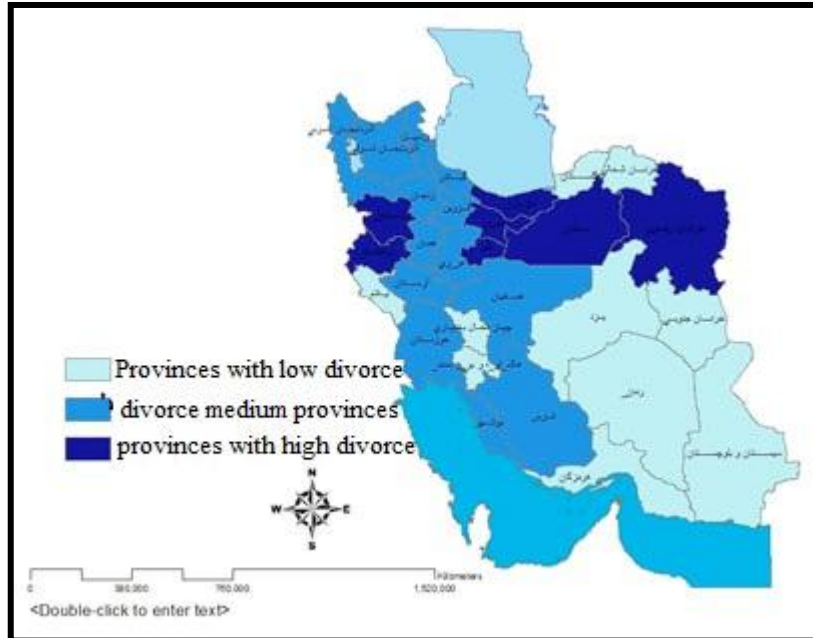


Fig. 4. Zoning counties based on the divorce rate.

As is evident from Figure 4, the provinces of Khorasan Razavi, Semnan, Tehran, Mazandaran, Qom, Kurdistan, Kermanshah, a high divorce provinces (Fars, Khuzestan, Bushehr, Isfahan, Lorestan, Markazi, Hamedan, Zanjan, Qazvin, Gilan, West Azerbaijan and Ardebil and East Azerbaijan), with an average of divorce, and provinces (Kerman, Sistan and Baluchestan, Hormozgan, southern Khorasan, Yazd, Chahar Mahal and Bakhtiari, Kohgiluyeh and Boyer-Ahmad, North Khorasan, Gilan, and Ilam), a divorce can be low. Interestingly, in this study show that, in the tribal texture, and sometimes they are nomadic, they have lower divorce.

2.2. A gap analysis

At a distance method, parameters are grouped according to the distance between them is done. The views or components, have less distance from each other, are placed in a group.

"Cluster analysis, to reduce the dimension of variables, the most widely used. The real value of this approach when it becomes clear that, like much of the data matrix, we process »(Yarnal, 1993: 75).

Grouping the subjects into similar groups, with each other, but no significant differences with the other groups (Kalantari, 2010: 329). Segmentation process, using cluster analysis, are as follows (Esmaeel Nejad, 2005: 48).

- A) preparing a raw matrix data.
- B) determine the score of each province, using factor analysis.
- C) integration, the minimum variance method (Ward's method), and determine the final grouping.
- D) Finally, Dendrogram depicting the integration proceeds in several steps, the greater the internal correlations between variables more closely, a number of factors emerged, will be lower.

To determine the distance between clusters, the method is used. Clustering process all observations in proportion to their distance, can be grouped. That is, the observations together, and then the next nearest clusters, are merged. Beginning of the clustering process, the number of observations, there is a cluster, and the last step, all observations are gathered in a cluster (Alijani, 2002: 175).

Finally, Dendrogram analysis interval, as shown in Figure 5.

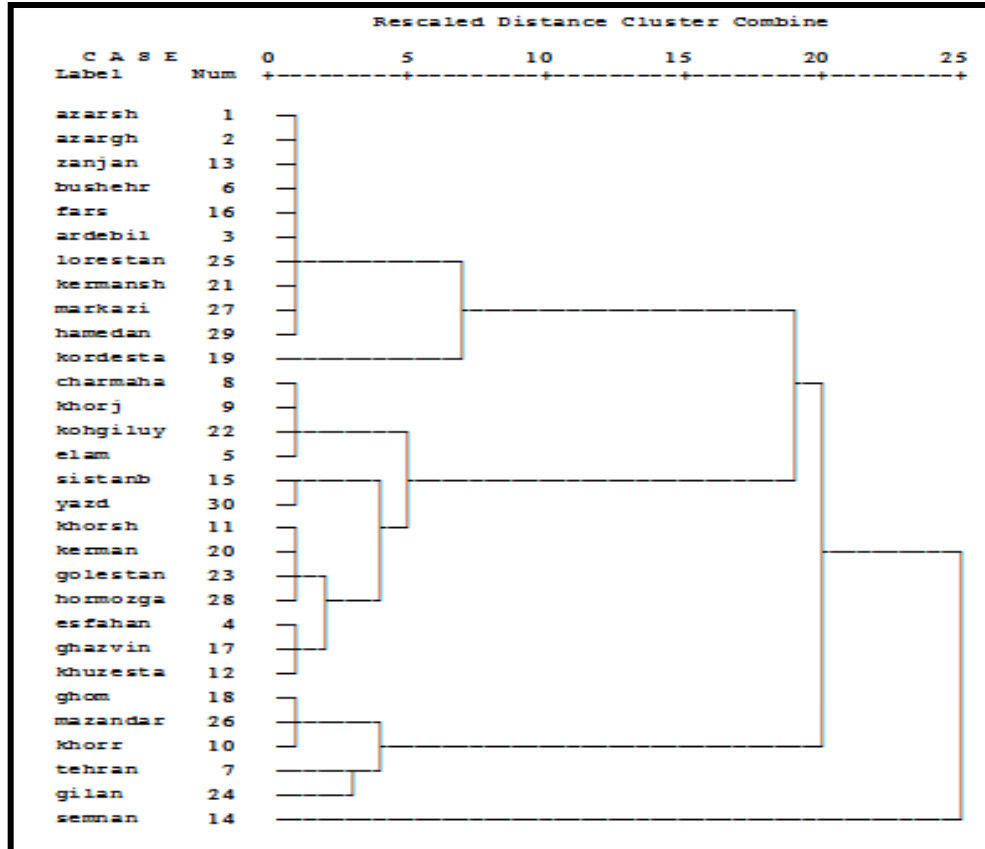


Fig. 5. Tree Clustering divorce rate in the country.

According to the diagram, the cluster was identified (Figure 5), the provinces, the commonality of divorce in three areas separated; province alone, in an area located in the province of weight over divorce Married between 2 to 3 years, is the separation of the other provinces. Gilan provinces of Tehran, Khorasan razavi, Mazandaran and Qom, are most common in divorce. In these provinces, the total divorce, the most weight, is assigned to. Next area, including western and eastern provinces of Azarbajjan, Zanjan, Bushehr, Fars, Ardebil, Lorestan, Kermanshah, Markazi, Hamedan, Kurdistan, Chahar Mahal and Bakhtiari, South Khorasan, kohgiluyeh Boyer Ahmad, Ilam, Sistan and Baluchistan, Yazd, north Khorasan, Kerman, Golestan, Hormozgan, Iran, Kurdistan, Qazvin is also the cause of the province's rural divorce, have similar circumstances. (Figure 6).

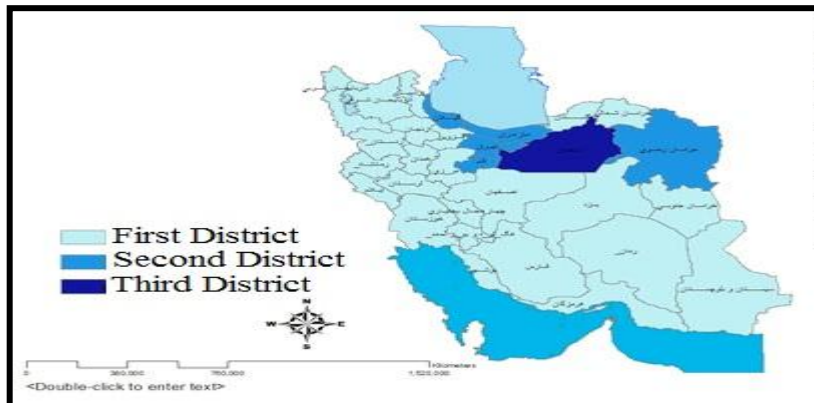


Fig. 7. the same areas of the level of divorce.

Table 5

Results of the two methods, and compare them based on divorce rates.

Clustering	Factor Analysis	Factors
Semnan	Khorasan razavi, Semnan, Tehran, Mazandaran, Qom, Kurdistan, Kermanshah	High divorce
Gilan, Tehran, Khorasan razavi, Mazandaran and Qom	Fars, Khuzestan, Bushehr, Isfahan, Lorestan, Markazi, Hamedan, Zanjan, Qazvin, Gilan, West Azerbaijan and Ardebil and East Azerbaijan	The average divorce
Western and Eastern Azarbaijan, Zanjan, Bushehr, Fars, Ardebil, Lorestan, Kermanshah, Markazi, Hamedan, Kurdistan, Chahar Mahal and Bakhtiari, South Khorasan, kohgiluyeh Boyer Ahmad, Ilam, Sistan and Baluchistan, Yazd, North Khorasan, Kerman, Golestan Hormozgan, Isfahan, Qazvin and Kurdistan	Kerman, Sistan and Baluchestan, Hormozgan, Southern Khorasan, Yazd, Chahar Mahal and Bakhtiari kohgiluyeh and Boyer Ahmad, North Khorasan, Golestan, Ilam	Low divorce

As is clear from Table 5, and compare the returns shown that, among the provinces, the provinces (Kerman, Sistan and Baluchestan, Hormozgan, Southern Khorasan, Yazd, Chahar Mahal and Bakhtiari kohgiluyeh and Boyer Ahmad, North Khorasan Golestan and Ilam), has the lowest divorce rate, and Tehran and Semnan provinces, have the highest divorce rate.

2.3. Causes of divorce

Addiction, unemployment, poverty, robbery economic problems, are important factors in the event of divorce, but the husband is a religious man, can not follow these destructive elements, so it is very necessary, recommended by a religious spouse, are considered, and who is the best person for life, of religion be appropriate. Some provinces, including Tehran province has the lowest marriage, and it is not satisfactory, due to the conditions of life in the metropolis, and decreased appetite and prepare young people for marriage, due to the harsh living conditions, such as housing, jobs, high cost of living, and the poor economic conditions of families, and rigor families marriage is. Conversely, small provinces, which have lower levels of urbanization, and the more traditional, housing, jobs and oversimplification families, marriage, marriage easier, and the willingness of young people to marry, most will. Tehran's highest divorce statistics, accounted for, and this, perfection is important, because in the coming years, with problems such as orphaned children, custody of their problems, increase divorced women, and will face the problem of diffusion . It is recommended that the Government of the Islamic Republic of Iran, through mass media, culture, the need for easy to marriage, the community provides and the divestiture of lending and affordable housing, and employment and work in disadvantaged provinces provide to youth migration to urban areas is reduced because most of these young people, because they had no jobs and wandering in big cities, they are less willing to marry. The administrators and politicians, have a special interest in Tehran, and the planning, good infrastructure, cultural, educational, families and youth trained in marriage, and the grounds and facilities necessary for improvement in these indicators , and especially in Tehran provide (Ahmadi Movahedi, 2008: 23).

3. Conclusion and recommendations

In this research, a component-based approach, similar to zoning districts, and the divorce is complete. The results showed that the method based component 3 of the 85/35 percent of the variance in the data is explained. these factors are named as follows:

- The first factor: the entire divorce
- The second factor: the rural Divorce

- The third factor: the divorce, the marriage between 3-2 years

The variable time shows that the number of divorces and divorces Married city between 10 to four years, at the highest weight I had. Second, the combination of less than one year Married divorce, divorces between 2-1 years. The third factor, the number of divorces Married less than 1 year, between 2-1 years had the greatest time.

Provinces of Khorasan, Semnan, Tehran, Mazandaran, Qom, Kurdistan, Kermanshah, a high divorce provinces (Fars, Khuzestan, Bushehr, Isfahan, Lorestan, Markazi, Hamedan, Zanjan, Qazvin, Gilan, West Azerbaijan and East Azerbaijan and Ardabil), with an average of divorce, and provinces (Kerman, Sistan and Baluchestan, Hormozgan, southern Khorasan, Yazd, Chahar Mahal and Bakhtiari kohgiluyeh and Boyer Ahmad, North Khorasan, Gilan, and Ilam), a divorce can be low. Interestingly, in this study show that, in the tribal texture, and sometimes they are nomadic, they have lower divorce.

Cluster analysis indicated that the Semnan province, alone in an area located in the province divorce Married top weight between 2 and 3 years, due to its separation from other provinces have been. provinces of Gilan, Tehran, Khorasan, Mazandaran and Qom, are most common in divorce. In these provinces, the total divorce, the most weight is allocated. Next area, including western and eastern provinces of western Azarbaijan, Zanjan, Bushehr, Fars, Ardebil, Lorestan, Kermanshah, Markazi, Hamedan, Kurdistan, Chahar Mahal and Bakhtiari, South Khorasan, kohgiluyeh Boyer Ahmad, Ilam, Sistan and Baluchistan, Yazd, Khorasan razavi, Kerman, Golestan, Hormozgan, Isfahan, Kurdistan, Qazvin is also the cause of the province's rural divorce, have similar circumstances. Compare returns shown that, among the provinces, the provinces (Kerman, Sistan and Baluchestan, Hormozgan, Southern Khorasan, Yazd, Chahar Mahal and Bakhtiari kohgiluyeh and Boyer Ahmad, North Khorasan, Golestan and Ilam), has the lowest divorce and Tehran and Semnan provinces, with the highest rates of divorce are. The result of this was possible is that, in the context of tribal and ethnic yet they are strong, strong family ties, and provinces that have tended toward a more modern and tribal traditions and beliefs. they have been forgotten, with more divorce, and family ties are low, and also cultural barriers to marriage more and more widespread economic barriers, but less attention has been paid, and the following suggestions to improve marital status of the proposal are:

1. Assembly donors marriage of solidarity, strengthening activities, and the ability of donors to the country to help launch October transplantation centers in the provinces, universities and the private sector, in order to facilitate planning, training, and culture, marriage counseling, dating and set rules for tax breaks for marriage activists areas, and encouraging them to share resources, to young couples, can support the people in this area to strengthen.
2. revising laws, recommended married peers, teaching life skills at different levels of development and dating advice centers, strengthening social networks, continuous observation and attention management, planning, and national resolve the problems including the way out of the situation is critical.
3. With regard to the situation in the country and the world worried family shows, conducting research and applied research, and comparative analysis of different aspects of the subject's family, along with the studies summarized in previous issues, and their meta-analysis, to solve family problems, and the formulation of the model - Iranian family, is inevitable. This pattern could result in the issuance of universal message of Islam, strengthening the family, one of the supremacy of Islamic culture, the culture of the West, and satisfies the hunger of the world, in the community and give emotional impasse human values, is.

References

- Ahmadi Movahed, M., 2008. marriage and divorce indexes, and evaluate changes in the country, with emphasis in static Province during 2007-2002. J. Populat., No. 64.
- Alijani, B., 2002. synoptic climatology, printing, publishing side of Tehran.
- Dennis, C., 1973. the essential if factor analysis, Holt Rinehart and Winston new york.
- Hair. J., PF et al., 1990. Multivariate Data ananalysis, Macmillan publishing company new york.
- Ismailnejad, M., 2005. climatic zonation of Sistan and Baluchestan, Geographic Information Systems, Master's thesis, University of Sistan and Baluchestan, Zahedan.
- Kalantari, K., 2010. Processing and Data Analysis in Social Research, Economic and using the software spss. Saba Cultur. Publicat., Tehran.

- Masoodian, A., 2005. Identification of precipitation regimes in Iran cluster analysis. *Geogr. J.*, Issue 52.
- Riahi, Mohammad Esmaeel (2007), a sociological analysis of trends in divorce, (A Case Study of Kermanshah city), *women's studies*, phase 5, Number 3, Winter.
- Statistical Center of Iran., 3011. *Statistical Yearbook of 2009*, Deputy Strategic Planning and Control.
- Yarnal, B., 1993. *Synoptic climatology in environmental analysis; A primer*, Belhaven Press, London, UK.
- Zahirodin, A., Khodayifar, F., 2003. studied the personality profiles of patients Divorce Court. *J. Res. Feiz.*, No. 25, pp. 7-1.